



Presentatie Flow Traders Symposium ProBeleggen

Co-CEO Dennis Dijkstra

23 Juni 2017

F L O W ■ **T R A D E R S**

Amsterdam ■ Cluj ■ Hong Kong ■ New York ■ Singapore

Disclaimer

This presentation is prepared by Flow Traders N.V. and is for information purposes only and the material contained in this document is provided 'as is'. It is not a recommendation to engage in investment activities and you must not rely on the

content of this document when making any investment decisions. The information in this document does not constitute legal, tax, or investment advice and is not to be regarded as investor marketing or marketing of any security or financial instrument, or as an

offer to buy or sell, or as a solicitation of any offer to buy or sell, securities or financial instruments.

The information and materials contained in this presentation are provided 'as is' and Flow Traders N.V. or any of its affiliates ("Flow Traders") do not warrant the accuracy, adequacy or completeness of the information and materials and expressly disclaim liability for any errors or omissions. This presentation is not intended to be, and shall not constitute in any way a binding or legal agreement, or impose any legal obligation on Flow Traders. All intellectual property rights, including trademarks, are those of their respective owners. All rights reserved. All proprietary rights and interest in or connected with this publication shall vest in Flow Traders. No part of it may be redistributed or reproduced without the prior written permission of Flow Traders.

This presentation may include forward-looking statements, which are based on Flow Traders' current expectations and projections about future events, and are not

guarantees of future performance. Forward looking statements are statements that are not historical facts, including statements about our beliefs and expectations. Words such as "may", "will", "would", "should", "expect", "intend", "estimate", "anticipate", "project",

"believe", "could", "hope", "seek", "plan", "foresee", "aim", "objective", "potential", "goal" "strategy", "target", "continue" and similar expressions or their negatives are used to identify these forward-looking statements. By their nature, forward-looking statements involve known and unknown risks, uncertainties, assumptions and other factors because they relate to events and depend on circumstances that will occur in the future whether or not outside the control of Flow Traders. Such factors may cause actual results, performance or developments to differ materially from those expressed or implied by such forward-looking statements. Accordingly, no undue reliance should be placed on any forward-looking statements.

Forward-looking statements speak only as at the date at which they are made. Flow Traders expressly disclaims any obligation or undertaking to update, review or revise any forward-looking statements contained in this presentation to reflect any change in its expectations or any change in events, conditions or circumstances on which such statements are based unless required to do so by applicable law.

Financial objectives are internal objectives of Flow Traders to measure its operational performance and should not be read as indicating that Flow Traders is targeting such metrics for any particular fiscal year.

Flow Traders' ability to achieve these financial objectives is inherently subject to significant business, economic and competitive uncertainties and contingencies, many of which are beyond Flow Traders' control, and upon assumptions with respect to future business decisions that are subject to change. As a result, Flow Traders' actual results may vary from these financial objectives, and those variations may be material.

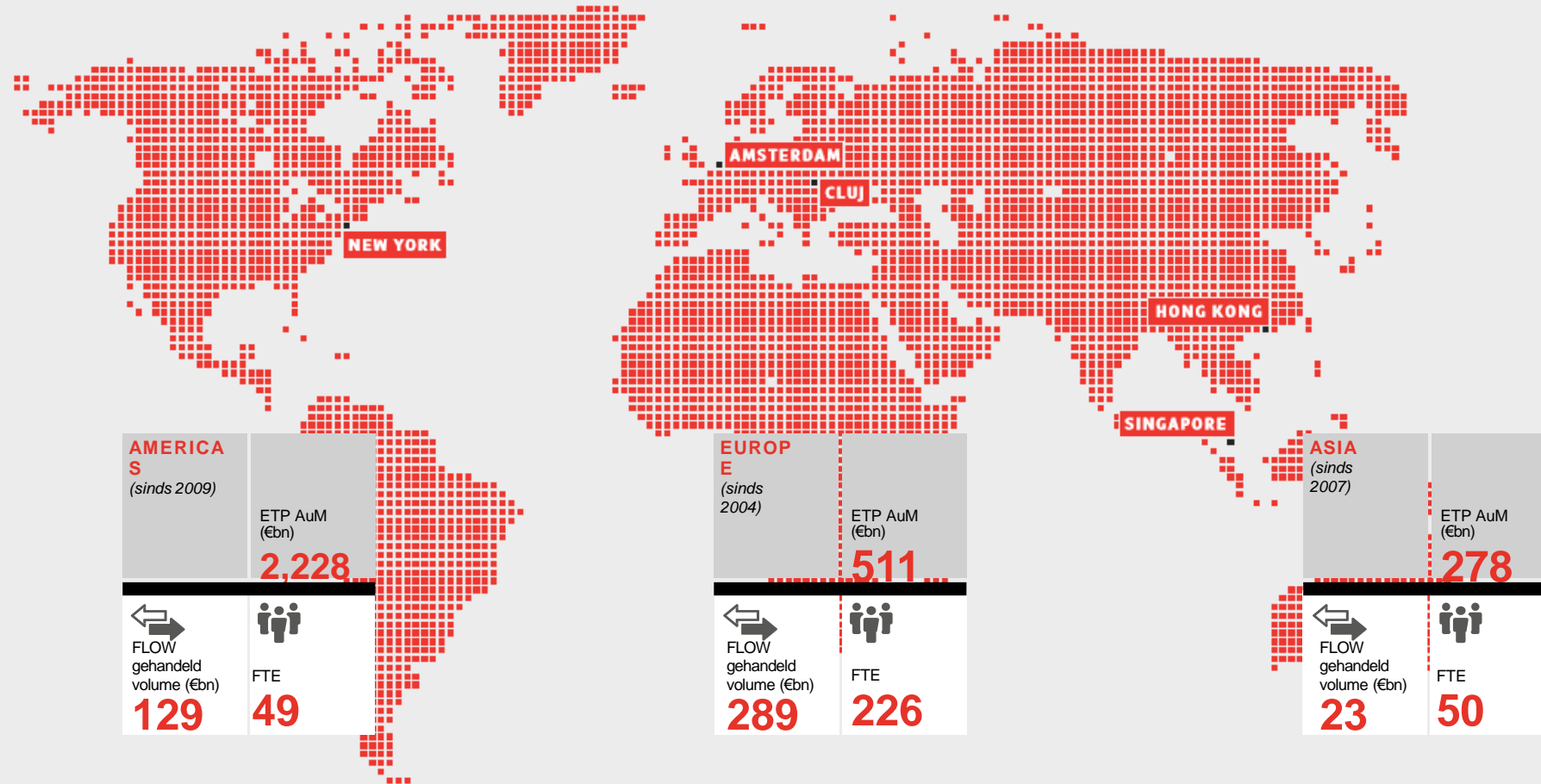
Efficiencies are net, before tax and on a run-rate basis, i.e. taking into account the full-year impact of any measure to be undertaken before the end of the period mentioned. The expected operating efficiencies and cost savings were prepared on the basis of a number of assumptions, projections and estimates, many of which depend on factors that are beyond Flow Traders' control. These assumptions, projections and estimates are inherently subject to significant uncertainties and actual results may differ, perhaps materially, from those projected. Flow Traders cannot provide any assurance that these assumptions are correct and that these projections and estimates will reflect Flow Traders' actual results of operations.

By accepting this document you agree to the terms set out above.

If you do not agree with the terms set out above please notify legal.amsterdam@nl.flowtraders.com immediately and delete or destroy this document.

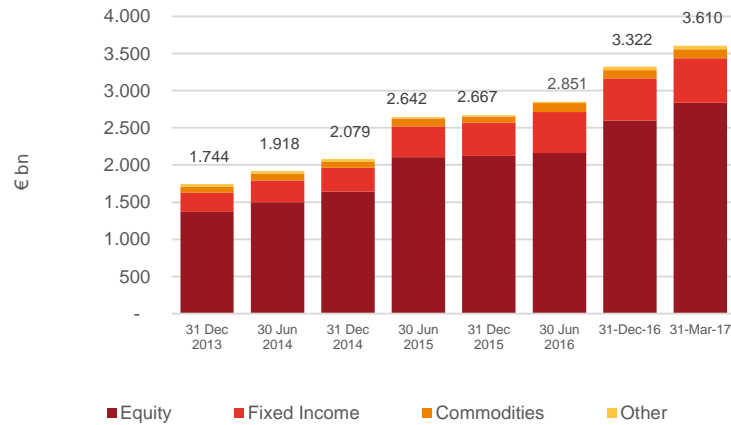
Flow Traders at a Glance eind 2016

Wereldwijde liquidity provider in ETPs - € 640 bn in ETPs verhandeld in 2016

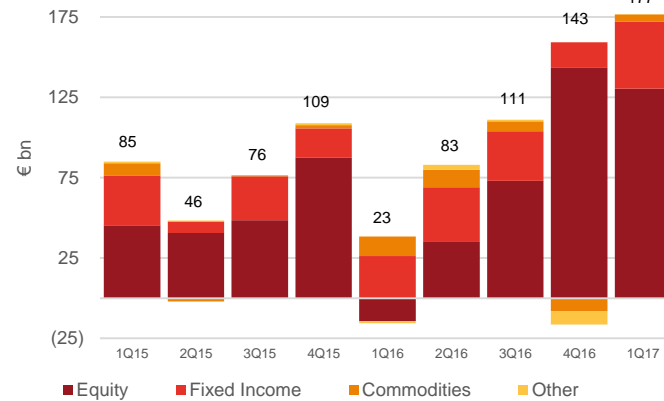


ETP markt groeit door, ook in tijden van lage volatiliteit

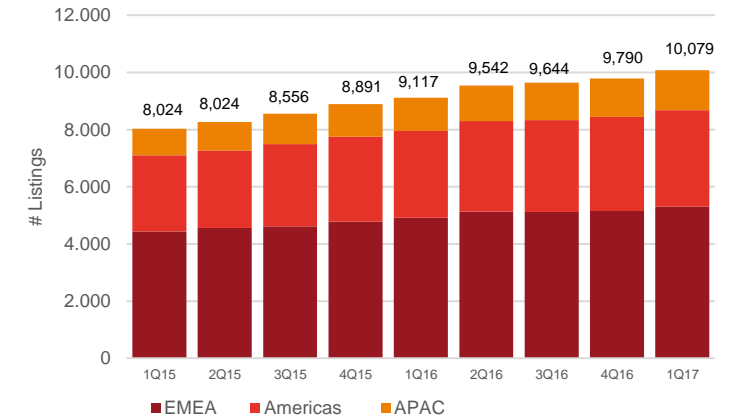
Global ETP Assets under Management (AuM) groeide 8.6% in 1Q17



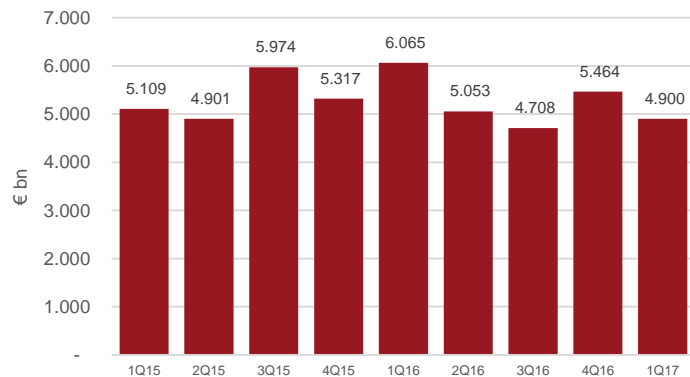
Net inflow* trends laten sterk momentum zien in Equity ETPs in 1Q17



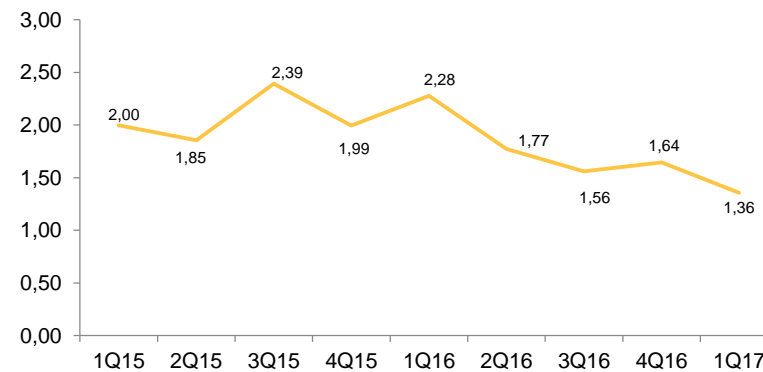
Aantal ETP listings groeit onverminderd door



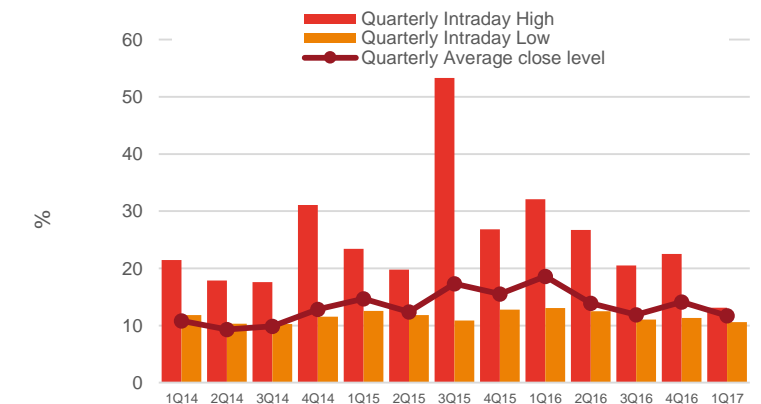
ETP Value Traded in de markt zakte 10% in 1Q17, als gevolg van lagere volatiliteit in 1Q17



Velocity ** zakte naar het laagste punt in 9 kwartalen, door groei in AuM en minder handel



VIX zakte naar het laagste nivo in 10 jaar

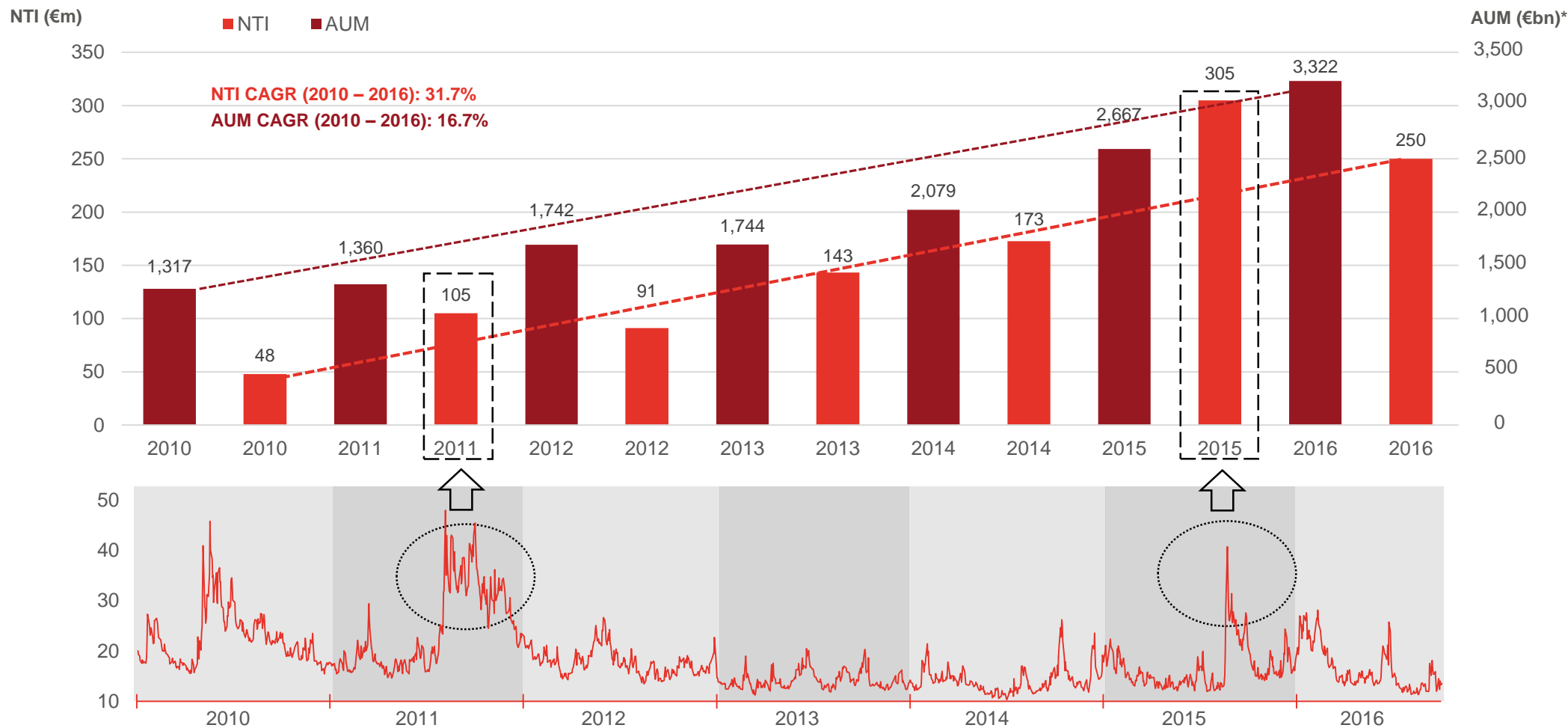


* Bron: Blackrock, Flow Traders, Bloomberg

** Markt Velocity is de Markt ETP Value Traded gedeeld door de Markt ETP Assets under Management

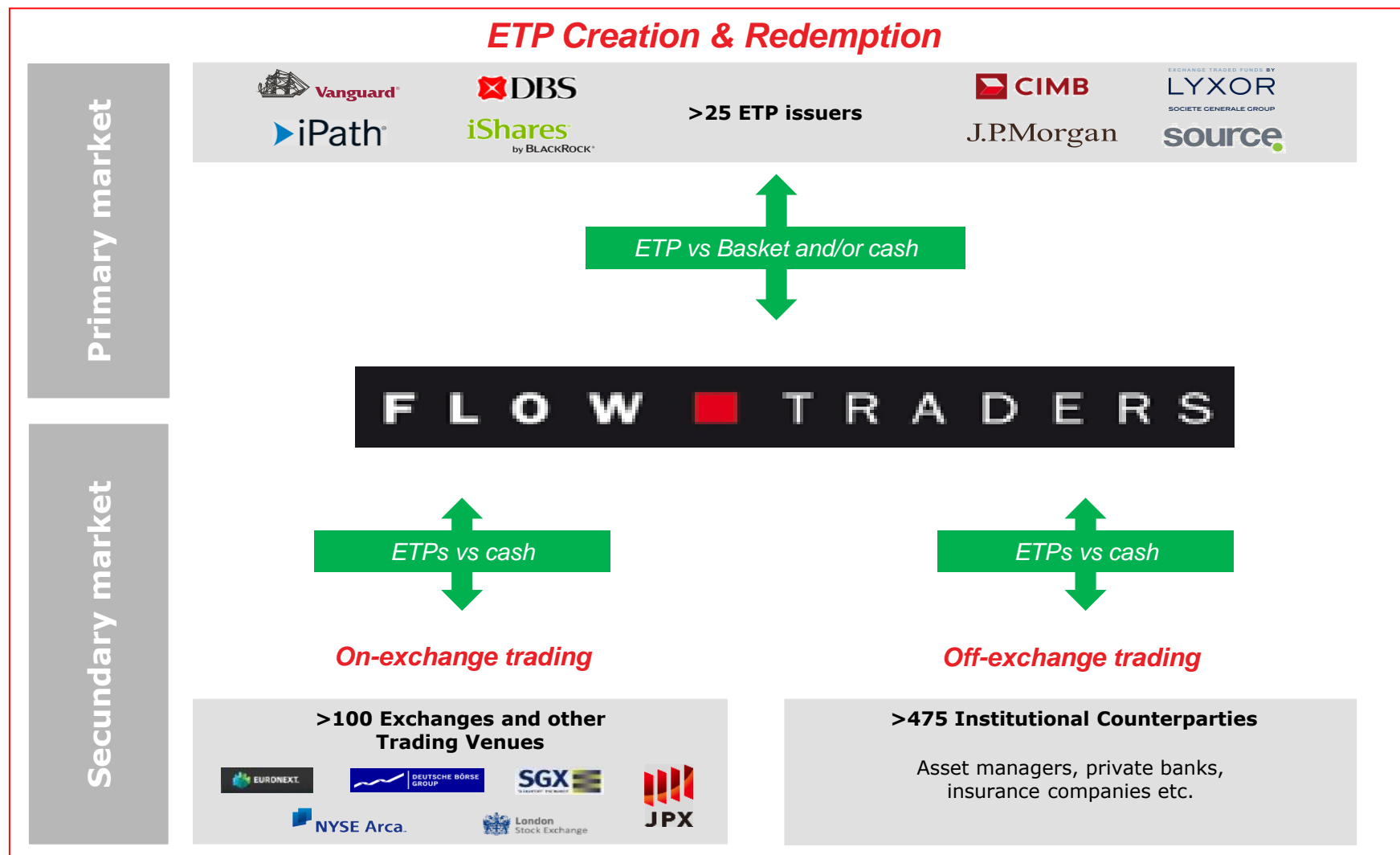
Consistente outperformance Flow Traders door de jaren heen

Flow Traders' NTI (in €m), AUM ETPs(€Bn) en VIX index (%) sinds 2010



Ondanks de variatie in levels of volatility door de jaren heen, is de NTI groei trend van Flow Traders consistent hoger geweest dan de AuM groei

Hoe ziet het ETP Ecosysteem er uit?



Waarom is het Flow Traders Business Model zo succesvol?

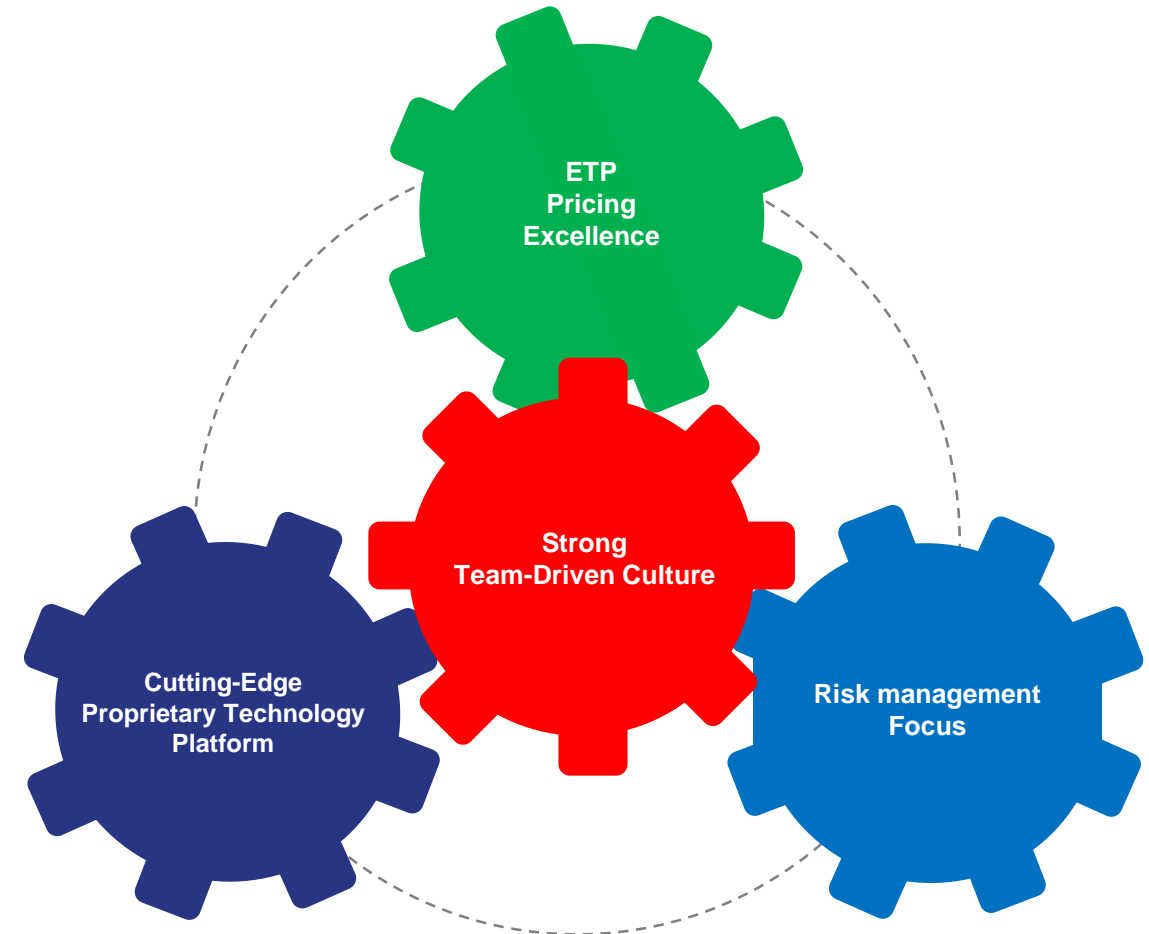
Hoge groei in de onderliggende ETP markt, door seculaire ontwikkelingen in de Asset Management Industrie

Essentiele speler in het ETP Ecosysteem

Leidende, wereldwijde market maker in ETPs, gedreven door zijn in-house ontwikkelde technologie en sterk risk management systeem

Sterk geïntegreerd business model, gericht op team performance en samenwerking, in een markt met hoge Barriers to Entry

Sterke groei, hoge marges en aantrekkelijke Dividend Pay-out Ratio's



Hoe ziet de toekomst er uit?

- Waar gaan financiële markten heen?
- Waar gaan ETPs heen?
- Waar wil Flow Traders heen?



Vragen ?



Thank *you!*